

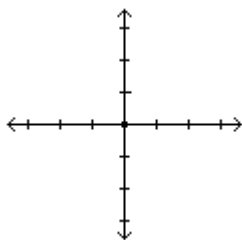
# Math 141-01 Worksheet 4

Name \_\_\_\_\_

Sketch the angle in standard position.

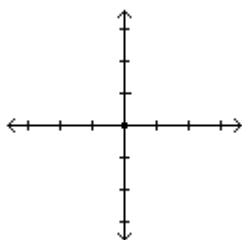
1)  $\frac{\pi}{3}$

1) \_\_\_\_\_



2)  $\frac{5\pi}{3}$

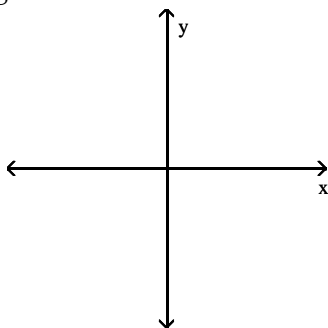
2) \_\_\_\_\_



Sketch an angle  $\theta$  in standard position that satisfies the stated conditions.

3) Negative and the terminal side lies in quadrant II

3) \_\_\_\_\_



What fraction of a complete revolution is the following angle?

4)  $\frac{\pi}{6}$

4) \_\_\_\_\_

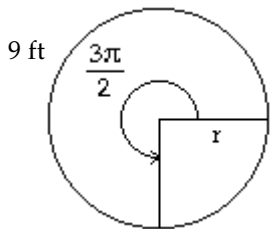
Solve the problem.

5) Find the complementary angle to  $\theta = 25^\circ 52' 18''$

5) \_\_\_\_\_

6) Use the formula  $s = r\theta$  to determine the value of  $r$  in the figure. Round to two decimal places.

6) \_\_\_\_\_



Convert the angle from degree measure to radian measure. Round to the nearest hundredth of a radian when appropriate.

7)  $450^\circ$

7) \_\_\_\_\_

Convert the angle from radian measure to degree measure. Round to the nearest hundredth of a degree when appropriate.

8)  $-\frac{\pi}{5}$

8) \_\_\_\_\_

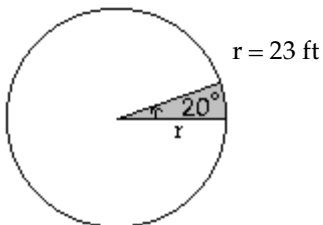
Solve the problem.

9) A wheel is rotating at 2 radians/sec, and the wheel has a 53-inch diameter. To the nearest foot, what is the speed of a point on the rim in ft/min?

9) \_\_\_\_\_

10) Find the area of the shaded sector. Round to one decimal place.

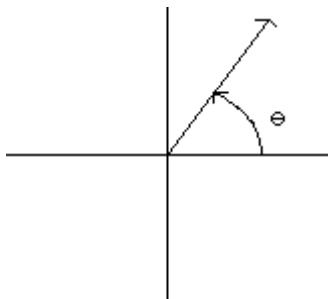
10) \_\_\_\_\_



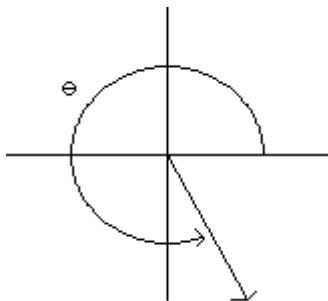
Answer Key

Testname: WORSHEET 4 PRECALC

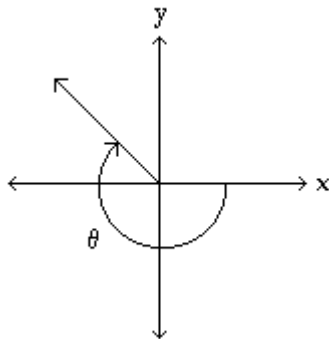
1)



2)



3)



4)  $\frac{1}{12}$

5)  $64^{\circ}7'42''$

6) 1.91 ft

7)  $\frac{5\pi}{2}$

8)  $-36^{\circ}$

9) 265 ft/min

10)  $92.3 \text{ ft}^2$

1) \_\_\_\_\_

2) \_\_\_\_\_

3) \_\_\_\_\_

4) \_\_\_\_\_

5) \_\_\_\_\_

6) \_\_\_\_\_

7) \_\_\_\_\_

8) \_\_\_\_\_

9) \_\_\_\_\_

10) \_\_\_\_\_